



House Moving Checklist







Moving out of the home or apartment you've been renting (ideally 10 weeks before the move)

- ☐  Review your lease agreement
- ☐  Notify your current landlord

Renting your new home or apartment (ideally 10 weeks before the move)




- ☐  Confirm with your new landlord when your rental will be ready

Preparing to move (ideally 8 weeks before the move)







- ☐  Contact insurance agents for both homes
- ☐  Let in-person service providers know you're moving
- ☐  Schedule time off work and notify your employer of an upcoming change of address
- ☐  Complete a change of address form and determine whether you need the USPS premium forwarding service
- ☐  Change Social Security and Medicare mailing addresses
- ☐  Schedule a pest inspection

Planning The Move






Hiring a moving company (ideally 8 weeks before the move)

- ☐  **Research reputable moving companies**
- ☐  **Get estimates from professional movers**
- ☐  **Pick your movers and sign a contract**





Moving DIY-style (ideally 8 weeks before the move)

- ☐  **Make sure your helpers are available**
- ☐  **Determine the right size truck rental**
- ☐  **Understand your insurance options**
- ☐  **Figure out whether you need to rent additional equipment**
- ☐  **Book a moving truck rental**
- ☐  **Check state transportation requirements**







Shipping a vehicle (ideally 8 weeks before the move)

- ☐  **Research car shipping companies**
- ☐  **Ask for proof of insurance**
- ☐  **Check your own auto insurance policy**
- ☐  **Book a car shipping company**
- ☐  **Have an extra set of keys on hand**



Moving with children (ideally 8 weeks before the move)




- ☐  **Discuss the move with your kids**
- ☐  **Research childcare and schools in your new community**
- ☐  **Register for school**
- ☐  **Finalize moving day childcare**

Moving with pets (ideally 6 weeks before the move)




- ☐  **Research pet transportation**
- ☐  **Take your pet to the vet**
- ☐  **Request copies of vet records and get any necessary medications**
- ☐  **Research a new vet**
- ☐  **Get new ID tags and update the address on your microchip (if applicable)**
- ☐  **Finalize pet arrangements**

Moving to a new community (ideally 6 weeks before the move)



- ☐  **Research your new community**
- ☐  **Update your memberships to community organizations, subscription services, gyms and clubs**

- ☐  Find a new doctor, dentist and pharmacy
- ☐  Forward medical records and prescriptions
- ☐  Make a point to say goodbye

Storing items (ideally 6 weeks before the move)




- ☐  Figure out what you need to store and how much space you need
- ☐  Research reputable self storage companies
- ☐  Consider purchasing insurance






Getting ready to travel (ideally 6 weeks before the move)

- ☐  Make travel arrangements
- ☐  Take your vehicles in for a tune-up

Decluttering








Decluttering your home (ideally 6 weeks before the move)

- ☐  Dispose of hazardous household items like old paint and unused cleaning products
- ☐  Return anything you borrowed from neighbors
- ☐  Start eating everything!







- ☐  Clear out storage spaces
- ☐  Delete unnecessary computer files, and then make sure everything is backed up to a cloud or external hard drive
- ☐  Sort all your clothing, toys, books, games, and all other houseware items
- ☐  Sell the items you don't need
- ☐  Take donation items to a donation center

Packing

Preparing to pack (ideally 4 weeks before the move)

- ☐  Pick up moving boxes
- ☐  Print off moving box labels
- ☐  Organize important documents and valuables
- ☐  Inventory all your valuables
- ☐  Start a moving box inventory
- ☐  Take photos of all electronics before unplugging them
- ☐  Measure doorways and large furniture

Starting to pack (ideally 4 weeks before the move)

- ☐  Prepare your furniture for the move
- ☐  Purchase travel essentials
- ☐  Start packing items that you aren't using
- ☐  Update your moving box inventory based on the boxes you've packed so far
- ☐  Pack your first week's essentials
- ☐  Don't forget to take breaks!



Moving with children (ideally 4 weeks before the move)

- ☐  Pack essentials for your kids?

Moving with pets (ideally 4 weeks before the move)

- ☐  Pack essentials for your pets

Storing items (ideally 2 weeks before the move)

- ☐  Book a storage unit
- ☐  Keep boxes and items that are going into storage separated

Getting Ready For The Move





Moving DIY-style (ideally 2 weeks before the move)

- ☐  **Reconfirm moving plans with your helpers**







Moving with children (ideally 2 weeks before the move)

- ☐  **Create moving day activities**



Shipping a vehicle (ideally 2 weeks before the move)

- ☐  **Start using up the gas in your car**
- ☐  **Remove items from your vehicle**
- ☐  **Confirm pickup and drop-off locations**
- ☐  **Take photos of your car to document its condition**



Finishing up odds and ends (ideally 1 week before the move)

- ☐  **Take out trash and recycling for the final time**
- ☐  **Mow the lawn and clean the gutters**
- ☐  **Remove oil and gas from lawnmowers and snowblowers**
- ☐  **Clean your space**
- ☐  **Clean out the fridge**
- ☐  **Schedule utilities to be shut off and turned on**







Moving out of the home or apartment you've been renting (ideally 1 week before the move)

- ☐  **Inspect your rental and fix damages**
- ☐  **Ensure all bills are paid in full**

Renting your new home or apartment (ideally 1 week before the move)


- ☐  **Inspect your new rental with the landlord**
- ☐  **Create a list of items to buy for the new place (but don't buy them yet)**

Preparing for the move (ideally 1 week before the move)

- ☐  **Plan meals for the final week**
- ☐  **Make a moving day playlist to enjoy while moving and unpacking**
- ☐  **Complete last-minute packing**
- ☐  **Keep an eye on the weather**
- ☐  **Make sure your phone is charged**
- ☐  **Pack snacks and a cooler**

Storing items (ideally 1 week before the move)

- ☐  **Pick up a lock / the keys to your storage space**



- ☐  Move anything that you need to store into your storage unit

Managing movers (ideally 1 week before the move)

- ☐  Have cash on hand

Moving Day



Managing movers (ideally on the actual moving day)

- ☐  Keep the movers on task
- ☐  Pay the movers



Moving DIY-style (ideally on the actual moving day)

- ☐  Keep helpers hydrated and fed

Moving with pets (ideally on the actual moving day)

- ☐  Give your pet lots to drink
- ☐  Feed your pet early

Wrapping things up (ideally on the actual moving day)

- ☐  Double-check the house during the final walk-through
- ☐  Hand over the keys

☐

Keep all your moving receipts

Moving out of the home or apartment you've been renting (ideally on the actual moving day)

☐

Complete your final rental inspection with your landlord

Settling In

Get the lay of the land (ideally in the first few weeks after moving in)

☐

Make sure you have access to all facilities

Setting up your new home (ideally in the first few weeks after moving in)

☐

Decide how you want to organize your home before you unpack

☐

Unpack

☐

Pop some bubbly! Moving is not easy work

☐

Purchase items for your new home

Taking care of household tasks (ideally in the first few weeks after moving in)

☐

Test smoke alarms

☐

Change the locks ASAP

☐




Figure out waste pickup details

- ☐  Prepare a list of emergency service technicians and preferred providers




Moving with pets (ideally in the first few weeks after moving in)

- ☐  Register your pet

Updating your address (ideally in the first few weeks after moving in)

- ☐  Register to vote at your new address
- ☐  Update your mailing address (if you haven't already)
- ☐  Register your car and change the address on your license

Settling into your new home (ideally in the first few weeks after moving in)

- ☐  Enjoy your new home
- ☐  Meet the neighbors
- ☐  Get involved in your community